

**BARBECUES : 3 SERIES  
CLASSIC EXS 2016 / EXS D**

**CAMPINGAZ®**



**3 SERIES CLASSIC EXS**



**3 SERIES CLASSIC EXS  
3 SERIES CLASSIC EXS D**

# BARBECUES : 3 SERIES CLASSIC EXS 2016 / EXS D

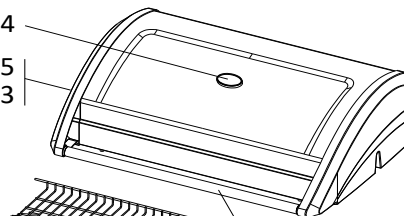
5010004931



5010002634

5010001655

5010004253



5010002193

5010001596

5010005377

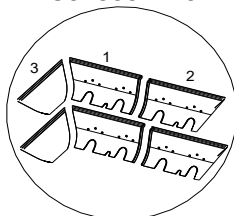
5010003315

5010001598

5010002165

5010002446

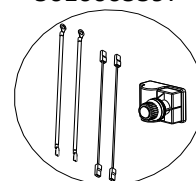
5010004726



5010001594

5010005393

5010005597



5010004125

5010001599

5010005598

5010001661

5010002192

5010005347

5010001648

5010005347

5010002285

5010001024

67985

5010004873

5010001662

5010001662

5010003820

5010003826

5010003827

5010001660

5010005003

5010002282

5010005347

5010003346

ACCESSORY BAG  
SACHET ACCESSOIRES  
5010004875

5010002500

5010002180

5010002181

5010002176

5010003350

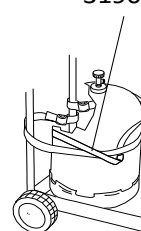
5010002162

5010004830

JET / INJECTEUR  
5010002448 (50 Mb)

5010003828 (Exp)

31906



SCREW BAG  
SACHET DE VIS  
5010003148

# BARBECUES : 3 SERIES CLASSIC EXS 2016 / EXS D



SPARE PARTS REF.	POINTS	EN DESCRIPTIONS	FR DESCRIPTIONS
31906	30	CYLINDER STRAP	SANGLE BOUTEILLE
67985	90	SET OF WHEELS (x2)	ENSEMBLE ROUES (x2)
5010001024	40	HANDLE / USTENSIL HOLDER	POIGNEE / PORTE USTENSILE
5010001594	240	BASE FRAME + WINDSHIELD	CADRE SUPPORT DE CUVE + PAREVENT
5010001596	80	WARMING GRID	GRILLE DE MIJOTAGE
5010001598	100	STEEL HEAT DIFFUSER (x1)	DIFFUSEUR DE CHALEUR ACIER (x1)
5010001599	50	GREASE PLATE	PLATEAU RAMASSE GRAISSE
5010001648	60	LEFT OR RIGHT SIDE PANEL (DARK GREY)	PANNEAU LATERAL GAUCHE OU DROITE (GRIS FONCE)
5010001655	650	ENAMELLED LID WITH THERMOMETER - LIGHT GREY	COUVERCLE EMAILLE AVEC THERMOMETRE - GRIS CLAIR
5010001660	200	CHASSIS (MOD. BEFORE 2019)	CHASSIS (MOD. AVANT 2019)
5010001661	60	HEAT SHIELD	PARE CHALEUR
5010001662	90	REAR PANEL	PANNEAU ARRIERE
5010002162	70	KNOB (x2)	VOLANT (x2)
5010002165	120	STAINLESS STEEL BURNER 28Mb	BRULEUR INOX 28Mb
5010002176	40	KIT OF 2 KNOBS FOR SIDE STOVE	KIT DE 2 VOLANTS POUR RECHAUD LATERAL
5010002180	40	ELECTRODE FOR SIDE STOVE	ELECTRODE RECHAUD LATERAL
5010002181	50	SIDE STOVE BURNER	BRULEUR POUR RECHAUD LATERAL
5010002192	40	USTENSIL HOOK	PORTE USTENSILES
5010002193	70	STAINLESS STEEL HANDLE + INSULATING + ENDS	POIGNEE INOX + ISOLANT + EMBOUTS
5010002282	30	REINFORCEMENT WIRE SIDE SHELF	FIL RENFORT ETAGERE
5010002285	50	DOOR HANDLE	POIGNEE DE PORTE
5010002446	110	STAINLESS STEEL BURNER 50Mb	BRULEUR INOX 50Mb
5010002448	30	JET 50Mb - FOR BUTANE AND PROPANE GAS PIPE	INJECTEUR 50Mb - POUR TUBULURE GAZ BUTANE
5010002500	50	SIDE STOVE PAN SUPPORT	SUPPORT DE CASSEROLE RECHAUD LATERAL
5010002634	50	THERMOMETER WITH BEZEL	THERMOMETRE AVEC COUPELLE
5010003148	60	SCREW BAG	SACHET DE VIS
5010003315	200	REVERSIBLE SMALL ENAMELLED CAST IRON GRIDDLE - MATTE	PETITE PLAQUE DE CUISSON FONTE REVERSIBLE EMAILLEE - MATE
5010003346	40	AXLE SUPPORTS FOR DOORS (MOD. 2016 AND AFTER) + 2 CHASSIS SQUARES	SUPPORTS AXE PORTES (MOD. A PARTIR DE 2016) + 2 EQUERRES CHASSIS
5010003350	220	SIDE BURNER SHELF+LID (TEXTURED DARK GREY)+SERIGRAPHY (MOD 3+4 EXS 2016)	ETAGERE RECHAUD LAT.+COUVERCLE (GRAINE GRIS FONCE)+SERIG. (3+4 EXS 2016)
5010003820	110	LEFT DOOR WITHOUT HANDLE (LIGHT GREY)	PORTE GAUCHE SANS POIGNEE (GRIS CLAIR)
5010003821	110	RIGHT DOOR WITHOUT HANDLE (LIGHT GREY)	PORTE DROITE SANS POIGNEE (GRIS CLAIR)
5010003826	110	LEFT DOOR WITHOUT HANDLE (DARK GREY)	PORTE GAUCHE SANS POIGNEE (GRIS FONCE)
5010003827	110	RIGHT DOOR WITHOUT HANDLE (DARK GREY)	PORTE DROITE SANS POIGNEE (GRIS FONCE)
5010003828	700	CONTROL PANELS + LIGHTING + AUTO IGNITION + STOVE PIPE 28Mb (Export)	CONSOLES + ECLAIRAGE + ALLUMAGE AUTO + TUBULURE RECHAUD 28Mb (Export)
5010004125	190	LEFT OR RIGHT SIDE TABLE WITH USTENSIL HOOK - TEXTURED DARK GREY	ETAGERE GAUCHE OU DROITE AVEC PORTE USTENSILES - GRAINE GRIS FONCE
5010004253	600	ENAMELLED LID WITHOUT THERMOMETER - BLACK	COUVERCLE EMAILLE SANS THERMOMETRE - NOIR
5010004726	290	KIT OF REMOVABLE PARTS (FIREBOX)	KIT DE PARTIES AMOVIBLES (CUVE)
5010004830	60	SIDE SHELF SUPPORTS (RIGHT AND LEFT) - TEXTURED DARK GREY	SUPPORTS ETAGERE (DROITE ET GAUCHE) - GRAINE GRIS FONCE
5010004873	50	MAGNETS (X2)	AIMANTS (X2)

# BARBECUES : 3 SERIES CLASSIC EXS 2016 / EXS D



SPARE PARTS REF.	POINTS	EN DESCRIPTIONS	FR DESCRIPTIONS
5010004875	100	ACCESSORY BAG	SACHET D'ACCESSOIRES
5010004931	50	LID PADS(x2) + BASE CUSHIONS(x2) + LEG GROMMETS(x4)	PATINS COUVERCLE(x2) + BOUCHONS CUVE(x2) + RONDELLES PIED(x4)
5010005003	180	CHASSIS (MOD. FROM 2019)	CHASSIS (MOD. A PARTIR DE 2019)
5010005347	280	KIT LEGS	KIT PIEDS
5010005377	250	ENAMELLED CAST IRON GRID (FRAME + CIRCLE) - MATTE (MOD. FROM 2019)	GRILLE FONTE EMAILLEE (CADRE + CERCLE) - MATE (MOD. A PARTIR DE 2019)
5010005393	100	KIT OF ELECTRODES + HOUSINGS	KIT ELECTRODES + SUPPORTS
5010005597	180	ELECTRONIC IGNITION SET (2/4 OUTLETS) WITH CONNECTION WIRES	KIT ALLUMAGE ELECTRONIQUE (2/4 SORTIES) AVEC CABLES DE CONNECTIONS
5010005598	200	BACKLIGHTING SYSTEM + IGNITION WIRE	SYSTEME RETROECLAIRAGE + CABLE ALLUMAGE