

**BARBECUES : GENESCO & OTHELLO
3 - 4 CLASSIC L & CLASSIC L DELUXE**



GENESCO 3 CLASSIC L



GENESCO 3 CLASSIC L DELUXE



GENESCO 4 CLASSIC L




GENESCO 4 CLASSIC L DELUXE


BARBECUES : GENESCO & OTHELLO 3 - 4 CLASSIC L & CLASSIC L DELUXE

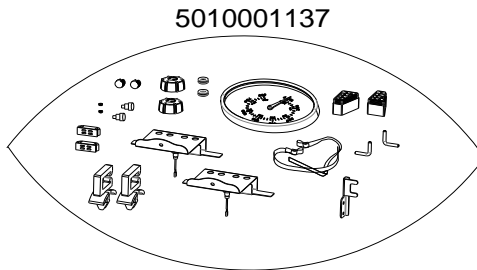


FOR SIDE STOVE,
CF. SPECIFIC SCHEME
POUR RECHAUD LATÉRAL,
VOIR ECLATE SPECIFIQUE

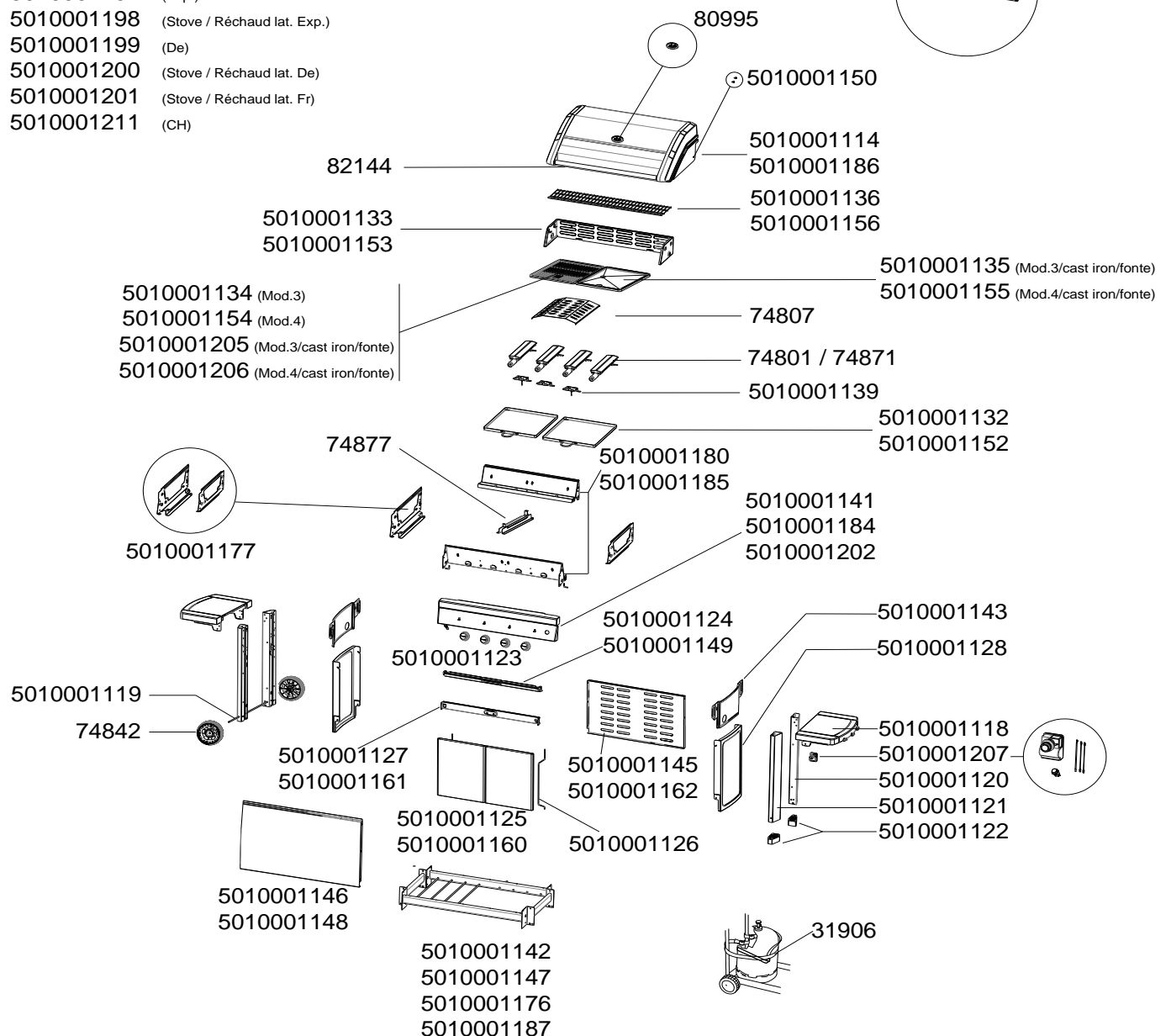
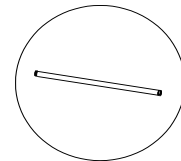
5010001179
5010001181
SCREW BAG
SACHET DE VIS

-  Genesco 3
- 5010001130 (Stove / Réchaud lat. Exp.)
 - 5010001138 (Exp.)
 - 5010001144 (Fr)
 - 5010001182 (De)
 - 5010001183 (Stove / Réchaud lat. De)
 - 5010001210 (CH)

-  Genesco 4
- 5010001151 (Exp.)
 - 5010001198 (Stove / Réchaud lat. Exp.)
 - 5010001199 (De)
 - 5010001200 (Stove / Réchaud lat. De)
 - 5010001201 (Stove / Réchaud lat. Fr)
 - 5010001211 (CH)



5010001115
5010001131



BARBECUES : GENESCO & OTHELLO

3 - 4 CLASSIC L & CLASSIC L DELUXE



REF.	POINTS	GB DESIGNATIONS	DESIGNATIONS F				
				GENESCO 3 CLASSIC L	GENESCO 3 CLASSIC L DELUXE	GENESCO 4 CLASSIC L	GENESCO / OTHELLO 4 CLASSIC L DELUXE
31906	30	CYLINDER STRAP	SANGLE BOUTEILLE	X	X	X	X
74801	100	CAST IRON BURNER 28Mb	BRULEUR FONTE 28 Mb	X	X	X	X
74807	70	HEAT DIFFUSER	DIFFUSEUR DE CHALEUR	X	X	X	X
74842	80	WHEEL	ROUE	X	X	X	X
74871	100	CAST IRON BURNER 50Mb	BRULEUR FONTE 50Mb	X	X	X	X
74877	60	CENTRAL GUIDE	GLISSIERE CENTRALE			X	X
80995	110	THERMOMETER + CUPEL	THERMOMETRE + COUPELLE	X	X	X	X
82144	20	SILICONE PAD (X2)	PATIN SILICONE (X2)	X	X	X	X
5010001114	500	LID	COUVERCLE	X	X		
5010001115	90	HANDLE + INSULATING + ENDS	POIGNEE + ISOLANT + EMBOUTS	X	X		
5010001118	250	LEFT OR RIGHT SIDE TABLE (x1)	ETAGERE GAUCHE OU DROITE (x1)	X	X	X	X
5010001119	40	WHEEL AXLE	AXE DE ROUE	X	X	X	X
5010001120	80	RIGHT LEG CARRIAGE	PIED DROIT CHARIOT	X	X	X	X
5010001121	80	LEFT LEG CARRIAGE	PIED GAUCHE CHARIOT	X	X	X	X
5010001122	50	FRONT AND REAR PLASTIC FEET	PIED PLASTIQUE AVANT ET ARRIERE	X	X	X	X
5010001123	50	KNOB (X2)	VOLANT (X 2)	X	X	X	X
5010001124	60	GREASE DRAWER DOOR	PORTILLON TIROIR A GRAISSE	X	X		
5010001125	110	DOOR	PORTE		X		
5010001126	30	DOOR AXLE	AXE DE PORTE		X		X
5010001127	70	DOOR TOP CROSS PIECE	TRAVERSE SUPERIEURE PORTE		X		
5010001128	140	BOTTOM SIDE SHEET	TOLE LATERALE BASSE		X		X
5010001130	280	STOVE GAS PIPE 28 Mb - EXPORT	TUBULURE RECHAUD 28 Mb - EXPORT		X		
5010001131	110	HANDLE + INSULATING + ENDS	POIGNEE + ISOLANT + EMBOUTS			X	X
5010001132	80	GREASE PLATE	PLATEAU RAMASSE GRAISSE	X	X		
5010001133	100	WINDSHIELD	PAREVENT	X	X		
5010001134	125	ENAMELLED GRID	GRILLE EMAILLEE	X	X		
5010001135	200	CAST IRON GRIDDLE	PLAQUE DE CUISSON FONTE	X	X		
5010001136	80	WARMING RACK	GRILLE DE MIJOTAGE	X	X		
5010001137	220	ACCESSORY BAG	SACHET ACCESSOIRES	X	X	X	X
5010001138	220	GAS PIPE 28 Mb - EXPORT	TUBULURE 28 Mb - EXPORT	X			
5010001139	60	ELECTRODE + HOUSING	ELECTRODE + SUPPORT	X	X	X	X
5010001141	120	TOP + BOTTOM CONTROL PANELS	CONSOLES HAUT + BAS	X	X		
5010001142	340	CHASSIS	CHASSIS CHARIOT		X		
5010001143	70	TOP SIDE CURVED SHEET	TOLE LATERALE HAUTE	X	X	X	X
5010001144	220	GAS PIPE 28 Mb - 1/2" (Fr)	TUBULURE 28 Mb - 1/2" (Fr)	X			
5010001145	120	REAR PANEL CARRIAGE	PANNEAU ARRIERE CHARIOT		X		
5010001146	120	FRONT SHEET	JUPE TOLE	X			
5010001147	280	CHASSIS	CHASSIS CHARIOT			X	
5010001148	140	FRONT SHEET	JUPE TOLE			X	
5010001149	80	GREASE DRAWER DOOR	PORTILLON TIROIR A GRAISSE			X	X
5010001150	30	LID AXLE	AXE DE COUVERCLE	X	X	X	X

BARBECUES : GENESCO & OTHELLO 3 - 4 CLASSIC L & CLASSIC L DELUXE



REF.	POINTS	GB DESIGNATIONS	DESIGNATIONS F				
				GENESCO 3 CLASSIC L	GENESCO 3 CLASSIC L DELUXE	GENESCO 4 CLASSIC L	GENESCO / OTHELLO 4 CLASSIC L DELUXE
5010001151	230	GAS PIPE 28 Mb - EXPORT	TUBULURE 28 Mb - EXPORT			X	
5010001152	80	GREASE PLATE	PLATEAU RAMASSE GRAISSE			X	X
5010001153	140	WINDSHIELD	PAREVENT			X	X
5010001154	140	ENAMELLED GRID	GRILLE DE CUISSON EMAILLEE			X	X
5010001155	210	CAST IRON GRIDDLE	PLAQUE DE CUISSON FONTE			X	X
5010001156	100	WARMING GRID	GRILLE DE MIJOTAGE			X	X
5010001160	120	DOOR	PORTE				X
5010001161	70	DOOR TOP CROOS PIECE	TRAVERSE SUPERIEURE PORTE				X
5010001162	130	REAR PANEL CARRIAGE	TOLE ARRIERE CHARIOT				X
5010001176	270	CHASSIS	CHASSIS CHARIOT	X			
5010001177	70	BASE RIGHT AND LEFT SIDES	CUVE COTE DROIT ET GAUCHE	X	X	X	X
5010001179	70	SCREW BAG	SACHET DE VIS	X		X	
5010001180	100	BASE FRONT AND REAR SIDES	CUVE AVANT ET ARRIERE	X	X		
5010001181	100	SCREW BAG	SACHET DE VIS		X		X
5010001182	250	GAS PIPE 50 Mb - 1/4" (D)	TUBULURE 50 Mb - 1/4" (D)	X			
5010001183	280	STOVE PIPE 50 Mb - 1/4" (D)	TUBULURE RECHAUD 50 Mb - 1/4" (D)		X		
5010001184	140	TOP + BOTTOM CONTROL PANELS	CONSOLES HAUT + BAS			X	X
5010001185	120	BASE FRONT AND REAR SIDES	CUVE AVANT ET ARRIERE			X	X
5010001186	550	LID	COUVERCLE			X	X
5010001187	380	CHASSIS	CHASSIS CHARIOT				X
5010001198	280	STOVE PIPE 28 Mb - EXPORT	TUBULURE RECHAUD 28 Mb - EXPORT				X
5010001199	220	GAS PIPE 50 Mb - 1/4" (D)	TUBULURE 50 Mb - 1/4" (D)			X	
5010001200	280	STOVE PIPE 50 Mb - 1/4" (D)	TUBULURE RECHAUD 50 Mb - 1/4" (D)				X
5010001201	280	STOVE PIPE 28Mb - 1/2" (Fr)	TUBULURE RECHAUD 28 Mb - 1/2" (Fr)				X
5010001202	150	TOP + BOTTOM CONTROL PANELS (Fr)	CONSOLES HAUT + BAS (Fr)				X
5010001205	260	CAST IRON GRID	GRILLE FONTE	X	X		
5010001206	320	CAST IRON GRID	GRILLE FONTE			X	X
5010001207	130	ELECTRONIC IGNITION SET	KIT ALLUMAGE ELECTRONIQUE	X	X	X	X
5010001210	220	GAS PIPE 28 Mb - 1/4" (CH)	TUBULURE 28 Mb - 1/4" (CH)	X			
5010001211	220	GAS PIPE 28 Mb - 1/4" (CH)	TUBULURE 28 Mb - 1/4" (CH)			X	
5010001140	110	PACKAGING	EMBALLAGE		X		
5010001157	120	PACKAGING	EMBALLAGE			X	
5010001159	130	PACKAGING	EMBALLAGE				X
5010001178	100	PACKAGING	EMBALLAGE	X			
	O	FOR SIDE STOVE SEE SIDE STOVE SCHEME OF GENESCO POUR RECHAUD LATERAL VOIR ECLATE RECHAUD LATERAL GENESCO			X		X