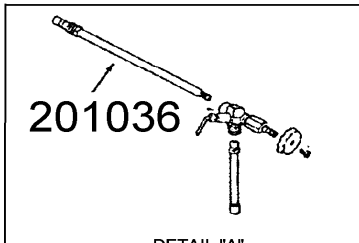
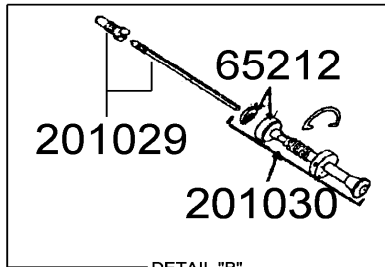


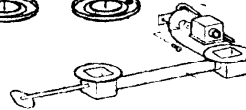
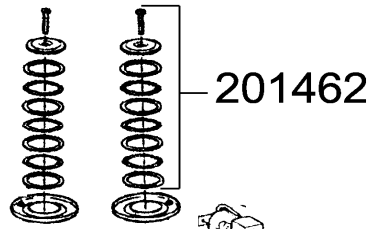
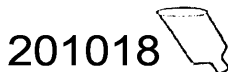
DUAL FUEL STOVE (424)
with & without electronic ignition
RECHAUD 2 FEUX VALISE ESSENCE
avec & sans allumage automatique



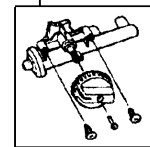
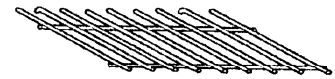
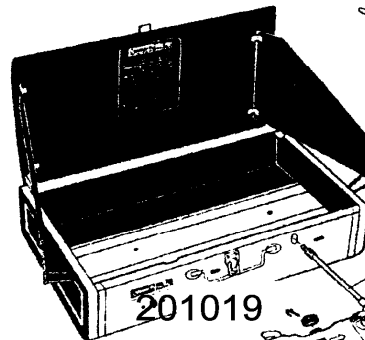
DETAIL "A"
201037



DETAIL "B"



201410



REF.	POINTS	GB DESIGNATIONS	DESIGNATIONS F
		COMMON PARTS	PIECES COMMUNES
65212	80	PUMP CUP & CLIP (BLISTER PKG)	JOINT PISTON POMPE (BLISTER)
201018	60	FILTER FUNNEL	ENTONNOIR
201019	70	FILLER CAP	BOUCHON DE REMPLISSAGE
201029	50	AIR STEM & CHECK VALVE	ENSEMBLE CLAPET DE RETENUE
201030	100	PUMP PLUNGER (OLD&CURRENT MOD)	PLONGEUR POMPE (ANCIEN&ACTUEL)
201036	150	GENERATOR	GENERATEUR
201037	320	VALVE & GENERATOR	ROBINET ET GENERATEUR
201410	110	GRATE	GRILLE
		PARTS SPECIFIC FOR MODEL WITHOUT PIEZO	PIECES SPECIFIQUES MOD. SANS PIEZO
201462	50	CAP + FILLERS MASTER BURNER	CHAPEAU + RONDELLE BRULEUR PRINC